

2010 EMBRAER PHENOM 100 | SN 50000203 | N524KA



MACH  
**0.70**



OCCUPANTS  
**6**



RANGE (NM)  
**1,178**

CONTACT: GREG OSWALD

[greg@soljets.com](mailto:greg@soljets.com) | +1.847.920.7000 | [soljets.com](http://soljets.com)

# 2010 EMBRAER PHENOM 100 | SN 50000203 | N524KA



## AIRCRAFT LISTING DETAILS:

Total Hours: 1135

## ENGINES: Pratt & Whitney PW617F-E

	Left	Right
Total Hours:	1135	1135
Engine Cycles:	990	990

## AIRCRAFT HIGHLIGHTS:

- Garmin GSR 56 World Wide Voice/Text/Weather Connectivity
- TCAS II
- Synthetic Vision
- Enhanced Take-Off Package
- Recent Paint Update
- New Wool Carpet
- Powder Coated Dropped Isle Rails
- ADS-B Out (To Be Installed or Credited at Delivery)
- **Enrolled In ESP Gold & EEC Standard**

## STANDARD AVIONICS:

- Garmin G1000 "Prodigy" Avionics Suite
- Three 12.4 Inch Active Matrix Liquid Crystal displays
- Dual AHRS
- Dual Air Data Computer
- Integrated Standby and Magnetic Compass
- 3 Axis Autopilot/ Dual Flight Director
- Dual Integrated VHF Communication
- FMS
- Dual GPS
- XM Satellite Weather and Radio Datalink
- EICAS
- Airborne Audio System and Aural Warning
- Dual Audio Control
- Central Maintenance Computer
- Cockpit Voice and Data Recorder
- Mode-S Transponder
- TAWS- B Terrain Awareness Warning System
- ELT with Nav Interface
- Dual RVSM Digital Air Data Computers
- Dual Radio Modules with Dual Digital Audio Control Systems

## 2010 EMBRAER PHENOM 100 | SN 50000203 | N524KA



### FEATURES / OPTIONS:

- Enhanced Take-Off Package
- Garmin GSR 56 World Wide Voice/Text/Weather Connectivity
- Honeywell KN 63 DME
- Garmin GWX 68 Weather Radar
- Electronic Checklist
- Radio Altimeter
- SAT Phone with Worldwide Weather
- Synthetic Vision
- TCAS II
- Jeppesen ChartView
- In Flight Entertainment Package
- Sunshade and Sun Visor
- Life Vest
- Crew Portable Breathing Equipment
- Smoke Goggles
- Premium Passenger Door

### INTERIOR

Standard Four(4) Passenger Center Club Light Beige Leather Seating with Rich Dark Woodwork, Dual Mid-Cabin Executive Writing Tables, Matte Stainless Steel Hardware and Accents, Lavatory, Aft LS Storage Cabinet.

### EXTERIOR

Pure White Base Accented with Navy Blue and Silver Metallic Striping.

# 2010 EMBRAER PHENOM 100 | SN 50000203 | N524KA



## MAXIMUM CRUISE SPEED

(35,000 ft / 10,668 m, mid cruise weight)	390 ktas	722 km/hr
---	----------	-----------

## NBAA IFR RANGE (100 nm Alternate)

Full fuel, MTOW, and Max Cruise	1,178 nm	2,182 km
---------------------------------	----------	----------

## AIRPORT PERFORMANCE (Dry, Level, Hard, Zero Wind)

Takeoff distance (SL, ISA, MTOW)	3,125 ft	953 m
----------------------------------	----------	-------

Landing distance (SL, ISA, MTOW)	2,636 ft	803 m
----------------------------------	----------	-------

## CEILING

Maximum certified	41,000 ft	12,500 m
-------------------	-----------	----------

## RATES OF CLIMB

All engines	2,005 ft/min	611 m/min
-------------	--------------	-----------

Single engine	521 ft/mi	158 m/m
---------------	-----------	---------

## AIRSPEED LIMITS

Vmo	275 kias	509 km/hr
-----	----------	-----------


## APPROACH SPEED

Landing configuration (VREF)	91 kcas	168 km/hr
------------------------------	---------	-----------

## PRESSURIZATION

Nominal pressure differential	8.3 psi	.58 bar
-------------------------------	---------	---------

# 2010 EMBRAER PHENOM 100 | SN 50000203 | N524KA



## OUTSIDE DIMENSIONS

Overall length	42 ft 1 in	12.80 m
Overall height	14 ft 3 in	4.40 m
Wingspan	40 ft 4 in	12.30 m

## CABIN DIMENSIONS

Length (excluding cockpit)	132 in	3.35 m
Height	59 in	1.50 m
Width	61 in	1.55 m

## ENGINES

Two (2) Pratt & Whitney PW617F-E		
Takeoff thrust	1,695 lb	7.54 kN
Bypass ration	258:1	

## Design Weights and Capacities


Max ramp weight	10,516 lb	4,770 kg
Max takeoff weight	10,472 lb	4,750 kg
Max landing weight	9,766 lb	4,430 kg
Max zero fuel weight	8,444 lb	3,830 kg
Max fuel capacity (6.7 lb / gal)	2,806 lb	1,272 kg
Typical empty weight*	6,983 lb	3,167 kg
Useful Load**	3,488 lb	1,582 kg
Payload with full fuel	650 lb	295 kg

\*Reflects standard aircraft with typical options and unusable fuel / oil

\*\*Amount of payload and fuel that can be carried based on ramp weight



## 2010 EMBRAER PHENOM 100 | SN 50000203 | N524KA



## 2010 EMBRAER PHENOM 100 | SN 50000203 | N524KA





AUSTIN | ATLANTA | CHICAGO | PARK CITY

2010 EMBRAER PHENOM 100 | SN 50000203 | N524KA



©Copyright – SOLJETS LLC- Aircraft Sales & Acquisitions ® 2017 - All Rights Reserved

Specifications Subject To Verification upon Inspection. Aircraft Subject To Prior Sale or Withdrawal from Market.

CONTACT: GREG OSWALD

[greg@soljets.com](mailto:greg@soljets.com) | +1.847.920.7000 | [soljets.com](http://soljets.com)



2010 EMBRAER PHENOM 100 | SN 50000203 | N524KA




## 2010 EMBRAER PHENOM 100 | SN 50000203 | N524KA





AUSTIN | ATLANTA | CHICAGO | PARK CITY

2010 EMBRAER PHENOM 100 | SN 50000203 | N524KA



©Copyright – SOLJETS LLC- Aircraft Sales & Acquisitions ® 2017 - All Rights Reserved

Specifications Subject To Verification upon Inspection. Aircraft Subject To Prior Sale or Withdrawal from Market.

CONTACT: GREG OSWALD

greg@soljets.com | +1.847.920.7000 | soljets.com





## 2010 EMBRAER PHENOM 100 | SN 50000203 | N524KA



### SOLJETS: YOUR TRUSTED PARTNER

#### EXPERIENCE, KNOWLEDGE, PASSION

Whether you have a precise requirement for a specific aircraft, or a vague concept and understanding of your needs, the SOLJETS' professionals have refined a SOLution that ensures YOUR needs, missions, and goals are met. With clarity we work together to provide the Intel and resources to enable YOU to make the best decisions – whether buying or selling. The SOLJETS SOLution has four key steps: Assess, Assemble, Act, Alliance.

#### SOLJETS' FOCUS IS YOU

The SOLJETS SOLution™ combines the ideal aircraft with the right process, ownership structure, and foundation to make sure that your jet is a simple, efficient, and satisfying part of your life. Freedom, adventure, time. With SOLJETS, that dream can become a reality.

#### LEVERAGING ART & SCIENCE

Matching the right aircraft with the right owner takes more than internet advertising and email campaigns. The team at SOLJETS leverages industry relationships built over decades of experience to broaden our global reach and uncover unique opportunities for you. Any buyer or seller can look through online ads to find a few retail solutions. At SOLJETS, our team goes where others won't to find the right buyer or seller. We've built deep ties with manufacturers, lenders, insurers, and global operators so that we are in a position to not only hear about transaction opportunities before others, but to be instrumental in making those opportunities work for you.

